

boldr pro Transform Your Mini-Split into a Smart System for a True Thermostat Experience

For ductless systems. Works with any mini-split, room AC, window AC, PTAC, or PTHP that uses an IR remote with a display.

Replace Outdated Remotes with the Boldr Smart Controller.



Control room temperature, fan speed, swing & mini-split modes **directly on the device**.

Control from anywhere, access advanced features and intuitive controls **directly on your phone**.

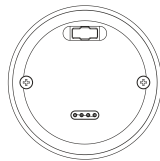
Smart App Included



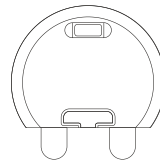
What's in the Box:



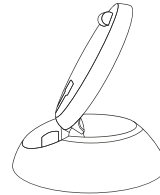
Boldr Smart Controller



Wired ProMount




LiteMount



LiteStand

- Power Brick
- Power Cable

Compatible with All Ductless AC Brands



The Boldr Energy App

The Boldr Energy App enables users to access easy-to-use, advanced features that give them full control over their mini-splits and advanced tools for reporting and monitoring. **Key features include:**

No subscription fees. Ever.
All user data stored in the USA.

💰 Cost Monitoring

Automatically meter the energy being used based on usage, brand and model with 99% accuracy. Shown in dollar terms for user convenience. Unique to Boldr! Customers can see their spending live.

⚙️ Automations

Set up smart schedule 

Your home, your comfort. Your home, your comfort. Easily set up schedules and custom actions based on time of day, geolocation or temperature/humidity conditions.

🏠 Multi User / Multi Property



Add as many users and rooms to the app, across single or multiple properties. Manage user permission and temperature ranges.

🌡️ Humidistat Mode

Boldr's Humidistat Mode or Lock-out automatically maintains your selected humidity level. Use as a dedicated humidistat to keep your rooms dry and comfortable.



The Boldr Pro App

The Boldr ProApp is a dedicated app designed for HVAC professionals. Set up controllers in minutes – no Wi-Fi needed. Track installs and unlock Pro features after setup, such as:



Mode Conflict Resolution

Prevent multi-head systems from entering mode conflict. Ensure smooth operations without nuisance call outs.

Comfort Zone AI

Eliminate deadband issues, temperature swings and temperature under/overshooting. Prevent temperature under/over shooting from improperly sized systems.

HealthCheck AI

Monitor how the unit's efficiency decays over time and get alerts for maintenance checks directly on the app.

ProWarranty

No registration required. The device is automatically registered for the Exclusive Pro 5-year limited warranty.



Designed for Pros

Installing the ProPack unlocks the Boldr Partner Program—more customer touchpoints, faster installs, increased revenue, and stronger relationships.

ProSupport


Fast support, just for Pros. A dedicated phone number for live in field support as well as Pro product training for your team – on demand.

ProDashboard

Monitor your installs and customers in one place. Monitor unit health, last commands, warranties, and maintenance from a single point. Easily schedule customer call-outs.

ProBranding

Your logo on every thermostat and in the app. Keep your business front and center to ensure customers contact you first and share error codes before you arrive. Improve retention & grow customer loyalty.



ProWeb Platform

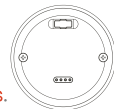
Total desktop control for your property –residential or commercial. Monitor energy, track health, automate, predict maintenance, and set temps with ease.



Install the Pro Way

Pro Wired setup:

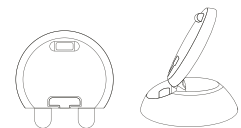
Permanently install Boldr Controller at home with minimal tools. Exclusive to Boldr ProLine and BoldrPros.



- ✓ Installation available using 24V-40VA step-down transformer.
- ✓ Professionally installed, and meets all state electrical standards. (always consult local codes)
- ✓ Installed with minimal tools and set up in minutes. (Wired Mount included) Requires 2-3/8" hole saw.

Lite Zero-tools setup

Install without any wiring or electrical work, no tools required.



- ✓ Two flexible mounting options for any scenario in the field.
- ✓ Plug and play solution. Plugs into a standard power outlet.
- ✓ USB-C cable and Plug included.



Setup Guide – before the first install

1. Download the BoldrPro (Boldr – Installer) app – by scanning the QR code (1 minute)
2. Open the BoldrPro App & Select Quick Set up. No access to WiFi needed (30 seconds)
3. Set up your ProPack & follow the in app instructions (3 minutes). Always install the same room as the mini-split head.
4. Complete set up & add basic company information for future installs (1 minute)

Need help setting up? Get in touch with our team:

ProSupport Phone
+1 (888) 269-1303

ProSupport Email
prosupport@teamboldr.com

ProWebsite
pro.boldrenergy.com

Boldr Group Inc.
1209 Orange Street, Wilmington, DE 19801, USA

Working hours: Mon-Fri (9am-6pm EST)